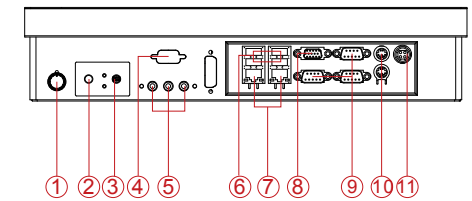
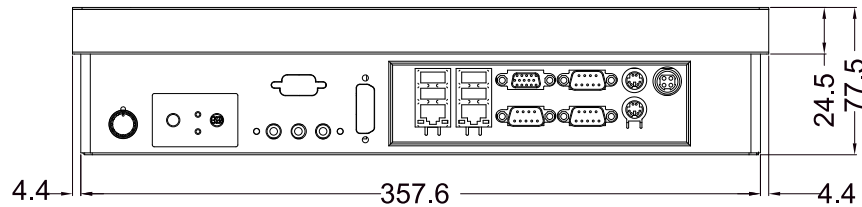
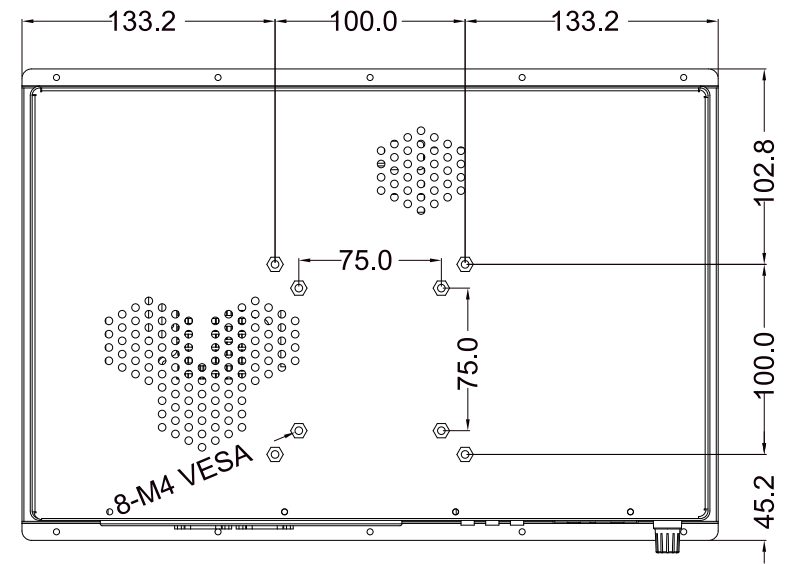

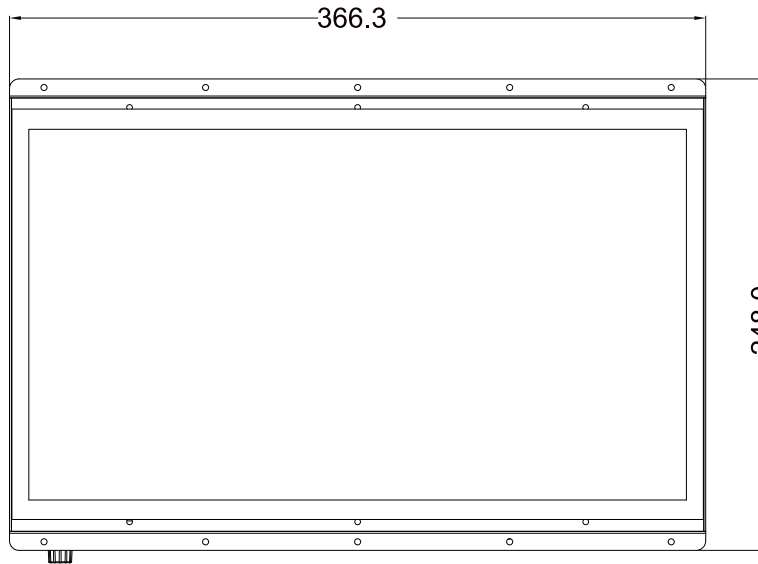
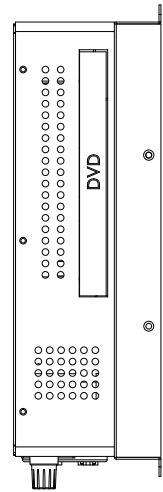
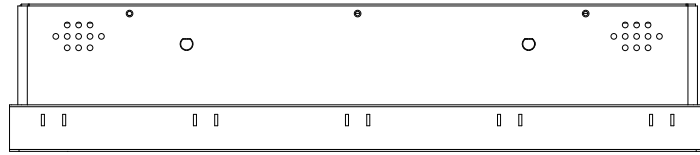


# SlimLine IB70 Series

SlimLine WM 15W-IB70-OF

39,9 cm (15,6") 16:9 LCD



- |                               |                               |
|-------------------------------|-------------------------------|
| 1. Brightness Adjustment Knob | 7. RJ-45                      |
| 2. Power On Button            | 8. VGA Out                    |
| 3. Power Reset Button         | 9. RS-232 Conn.               |
| 4. RS-232 Conn.(Optional)     | 10. PS/2                      |
| 5. Audio Jack                 | 11. DC-IN Lockable Power Jack |
| 6. USB (1 X 3.0 , 3 X 2.0)    |                               |